



A Monthly Journal for Yamaha World-Wide Dealers

YAMAHA NEWS

1968
NO. 3
MARCH

HOW DOES YAMAHA SNOWMOBILE DRIVE ?



Exciting jumps.



Safe even for children.

Prior to the announcement of the snowmobile, now enjoying increasing popularity as the new snow sport, a public trial run was held to give full manifestation to its performance by showing jumps and high speed runs on fresh snow.

CORRECTION

The technical data of Yamaha 250 cc DT 1 seen on the first page of the January issue are corrected as follows.

Correct	incorrect
(5-Port Single Cylinder Engine)	(5-Port Parallel Twin Engine)
Min. turning radius.....2,100 mm 82.6 in1,920 mm
Maximum horsepower 21/30 BHP 7,000rpm18.5 @ 6,000 rpm
Overall width.....890 mm 35.0 in850 mm 34.61 in
Overall Height.....1,130 mm 44.5 in1,007 mm 42.1 in
Wheel base.....1,360 mm 53.5 in1,345 mm 53.0 in
Min. Ground Clearance...245 mm 9.6 in240 mm 9.5 in

YAMAHA Topics

YAMAHA FANS IN PERU, SOUTH AMERICA The young people of Iquitos Town up above the Amazon River too are great fans of YAMAHA motorcyles, which have come way around from the other side of the world. What tours they have on holidays! What a string of YAMAHA's!



The Misses Iquitos, riding on YAMAHA's with the Amazon River in the background- ↑
There is no end to the YAMAHA talk of the young people. ←



The showcases of accessories stand beckoning to the hearts of boatmen.

TOKYO SHOW ROOM FOR YAMAHA BOATS NEWLY OPENED At a prominent corner location in Shinbashi, center of Tokyo, a show room was opened for YAMAHA boats. Five boat models, outboard engines, and motor cycles are on display. The facilities are complete with a projection room and rooms for business talks, along with an entire line of accessories for water recreation on display. It is not the real boat season yet but with the opening of this show room, the minds of boatmen have already gone out to sea.



Panorama view of the spacious showroom. Outboat engines and snowmobiles are on display.

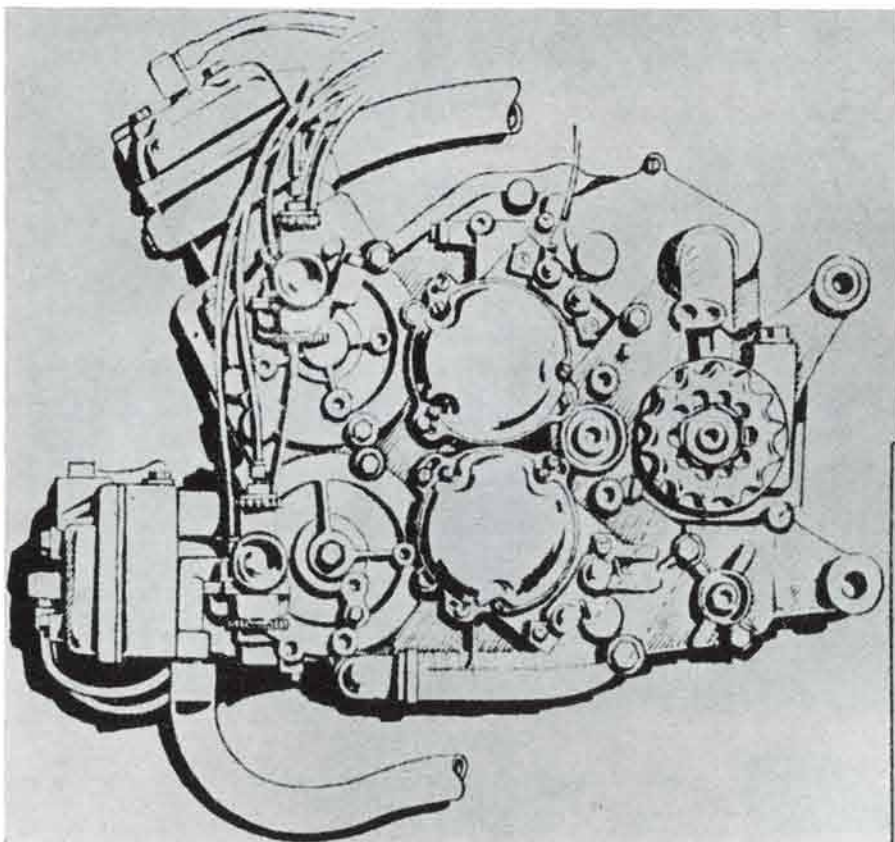
YAMAHA IN SINGAPORE Messrs. Wing Co., Ltd., General Agent in Singapore for YAMAHA, won the hearts of the visitors to the Singapore New Year's Exhibition with their exciting display of YAMAHA.

YAMAHA booth at the Exhibition. The daily opening time was 6:00p.m. so no visitors are seen in the daytime photo.



MOBILE SERVICE TAKES ITS PLACE Along with the increase of YAMAHA fans in Singapore, YAMAHA mobile service cars might be seen anywhere.

The photograph shows a mobile service car in front of Kamara Motors.



THE HEART OF WATER COOLED FOUR CYLINDER RACER You can tell at a glance, if you are a racing fan! This is a sketch by an English fan of the heart of the 125cc watercooled four cylinder racer, the pride of YAMAHA.

The peculiar thing is the small space occupied by the "heart" in comparison with such sturdy parts as the crank case and others.

The YAMAHA Racer which won the World Championship Road Race held last year is the center of attention for the fans. We're getting mountains of mail, and with pictures, too!

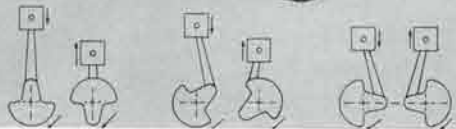

There are a lot of overseas fans among those looking forward to this year's appearance of an even more superior machine in the world GP Race.



CRACK SALESMAN, DRIVER PHIL READ A man in smiling conversation with a pretty young girl, this is driver Phil Read, the ace of the YAMAHA Racing Team.

The snapshot taken at the boat show held at Earles Court, England, shows Phil explaining the YAMAHA De Luxe Type 18 foot cruiser. He operates a sales agency for YAMAHA boats and outboard motors in his home town, England. Phil has established a reputation as an outstanding businessman.

Parallel-Crankshaft TWIN



TWENTY ONE HORSEPOWER 125 CC TWIN An American fan has lined up two YAMAHA YG1 73cc engines to produce a 146cc twin.

The maximum of the YG1 single is 10.5 hp. at 9,500 r. p. m. But a twin engine that hits the jack-pot with 21 horsepower, seems to have been worked out. It's designed for racing. Incidentally, two YAMAHA fans in Spain and Czechoslovakia have also created a 125cc/twin type engine by arranging two engines of small displacement in this way.

The advantages of this system are that the width of the output installation does not exceed the single type, and since each cylinder operates individually, they are easy to tune up. Also because each engine component is easily removed without any effect on the other, consolidation is simple.


YAMAHA GROUP NO. 3

SHOWA Factory Produces Sports Models

The Showa Factory exclusively manufactures sports models of 250 cc or larger, putting out a succession of sports vehicles which has enraptured YAMAHA fans all over the world. Showa Factory is situated 150 kilometers north of the head office at Hamakita. It is near the sea with Mt. Fuji, the highest mountain in Japan, in the background.

National Highway No. 1 runs beside the factory site and beyond it there stretches a pine forest peculiar to Japan, giving the view an appropriate touch of Japan. All vehicles made at this factory being of pipe frames, the many welders add their sparks to the sight to produce a scene quite different from other factories.

The factory is full of activity with busy men working as might be expected of a factory producing sleek and speedy sports jobs.



Over all view of Showa Factory, the birthplace of sports models.



YAMAHA Boat Factory No. 2, the largest in the Orient.

YAMAHA Arai Factory, The Number One FRP Boat Factory in the Orient

Lake Hamana south of Hamakita is the eleventh largest lake in Japan, and bordering on the Pacific Ocean, it is known as a salt lake. Where the lake and the sea are joined the YAMAHA Arai Factory has been constructed. Factory No. 1 produces small size boats, and Factory No. 2 produces boats of 18 feet or more, Factory No. 2 possesses the greatest producing capacity on the largest scale in the Orient, manufacturing fishing boats of up to the 50 foot class. The boats fabricated here are tested at Arai, where the tide on the lake is fastest, to guarantee a superior wave prevention quality and seaworthiness. Because of their superlative design and high efficiency, YAMAHA boats account for more than 70% of the fishing boats in Japan.